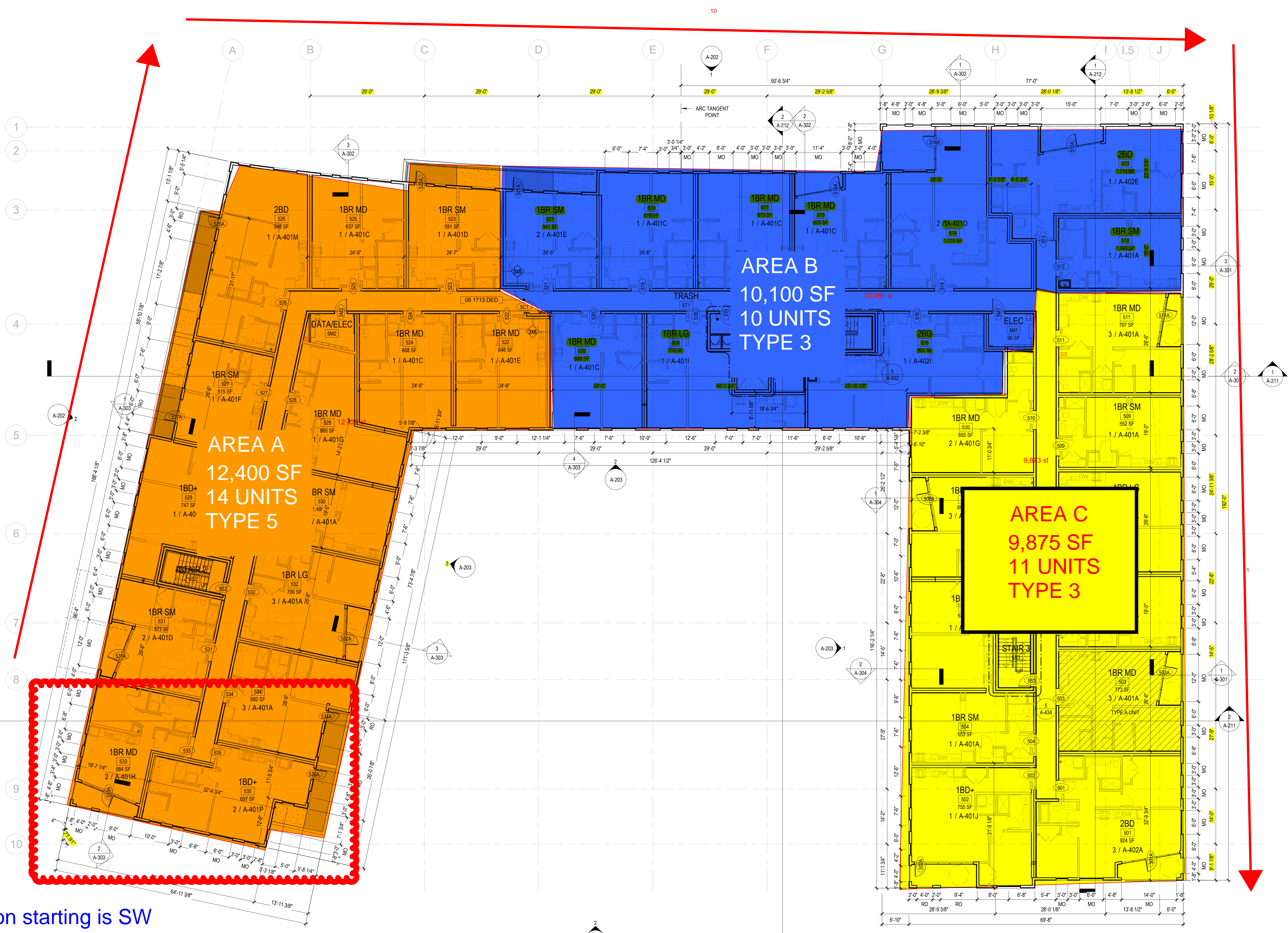


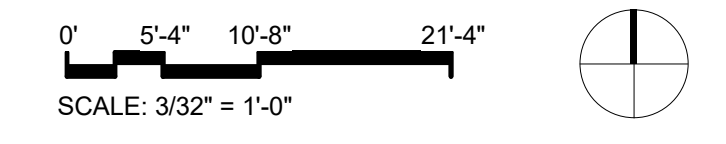
KEYNOTE LEGEND	
KEYNOTE	KEYNOTE DESCRIPTION
08 1713.DED	3HR RATED DOUBLE EGRESS DOORS ON HOLD MAGNETIC OPENS WITH INTEGRATED FLUSH EXIT HARDWARE, CUSTOM FINISH

- GENERAL PLAN NOTES**
- REFER TO SHEET G-006 FOR PARTITION TYPES & UL ASSEMBLIES
 - REFER TO SHEETS A-201 THROUGH A-203 FOR WINDOW ELEVATIONS.
 - ALL PARTITIONS BELOW LEVEL 05 TO BE METAL STUD FRAMED.
 - ALL CORRIDOR WALLS ABOVE LEVEL 03 SHALL BE TYPE "30F" AND "30A" AT UNIT ALCOVES, UNLESS NOTED OTHERWISE.
 - ALL UNIT DEMISING PARTITIONS ABOVE LEVEL 03 SHALL BE TYPE "30F" UNLESS NOTED OTHERWISE.
 - ALL UNIT INTERIOR PARTITIONS ABOVE LEVEL 03 SHALL BE TYPE "30A" UNLESS NOTED OTHERWISE.
 - ALL CORRIDOR WALLS BELOW LEVEL 03 SHALL BE TYPE "20F" AND "20A" AT UNIT ALCOVES, UNLESS NOTED OTHERWISE.
 - ALL UNIT DEMISING PARTITIONS BELOW LEVEL 03 SHALL BE TYPE "20F" UNLESS NOTED OTHERWISE.
 - ALL UNIT INTERIOR PARTITIONS BELOW LEVEL 03 SHALL BE TYPE "20A" UNLESS NOTED OTHERWISE.
 - PROVIDE SHEET METAL BLOCKING WITHIN METAL STUD WALLS FOR WALL MOUNTED ITEMS; NO BLOCKING TO BE F.R.T. WOOD.
 - HINGE SIDE DOOR JAMB AT WALLS WILL TYPICALLY BE LOCATED 4" MINIMUM FROM ADJACENT WALL U.N.O.
 - ALL DIMENSIONS ON FLOOR PLANS ARE NOMINAL TO FINISH FACE OF CMU, CONCRETE, MASONRY, BRICK AND FINISH FACE OF G.I.B. AT METAL AND WOOD STUD WALLS, U.N.O.
 - MECHANICAL, ELECTRICAL, AND PLUMBING (M.E.P.) ITEMS AND EQUIPMENT APPEARING ON ARCHITECTURAL DRAWINGS ARE SHOWN FOR CLARITY, AND ARE NOT MEANT TO BE ALL INCLUSIVE; SEE APPROPRIATE M.E.P. SHEETS FOR ADDITIONAL INFORMATION.
 - FURNITURE AND EQUIPMENT SHOWN AS DASHED ARE FOR REFERENCE ONLY.



Panel erection starting is SW corner of building, heading clockwise at all floors

1 S BLDG - 05 FIFTH FLOOR
3/32" = 1'-0"



Trivers

ASSOCIATE ARCHITECT
HOK
10 South Broadway, Suite 200
St. Louis, MO 63102

CIVIL ENGINEER
CIVIL DESIGN, INC.
5220 Oakland Avenue
St. Louis, MO 63110

LANDSCAPE ARCHITECT
SWT DESIGN
7722 Big Bend Blvd
St. Louis, MO 63119

STRUCTURAL ENGINEER
BOB D. CAMPBELL & CO
4338 Bellevue Avenue
Kansas City, MO 64111

ME/P/FP ENGINEER
G&W ENGINEERING
138 Weldon Parkway
Maryland Heights, MO 63043

DeBALVIERE TOD - SOUTH BUILDING
5720 De Giverville Ave
Saint Louis, MO 63112

2020.02.14 DeBALVIERE TOD - DESIGN DEVELOPMENT SUBMISSION

PRINCIPAL
MO# A-XXXXXXX

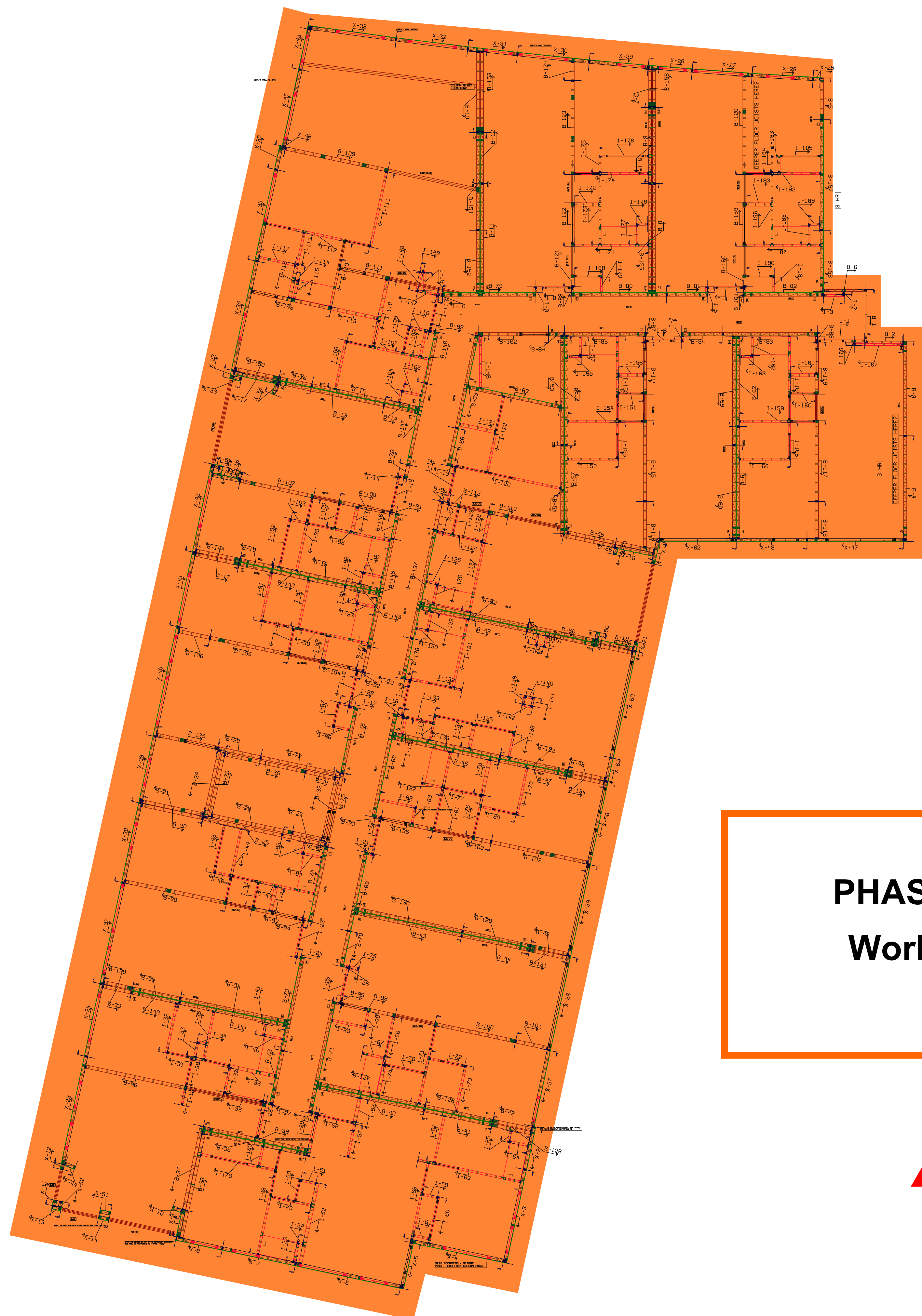
NOT FOR CONSTRUCTION

TRIVERS ASSOCIATES, INC.
ORIGINAL LICENSE /
CERTIFICATE #000549


These drawings have been prepared by Trivers Associates and contain proprietary and confidential information that is the intellectual property of Trivers Associates. Reproduction and use of these documents or the underlying design concepts contained therein without the prior and written permission of Trivers Associates is prohibited. These drawings have been prepared for use on a specific project. Each project is different and the use of these drawings on projects other than the project for which they were created, is inappropriate. Trivers Associates assumes no responsibility or liability for the use of these drawings on projects other than the project for which they were created.

Trivers Associates, Inc. 2019	PROJECT #:	1813.00
No.	Description	Date
	LEVEL 05 OVERALL FLOOR PLAN	

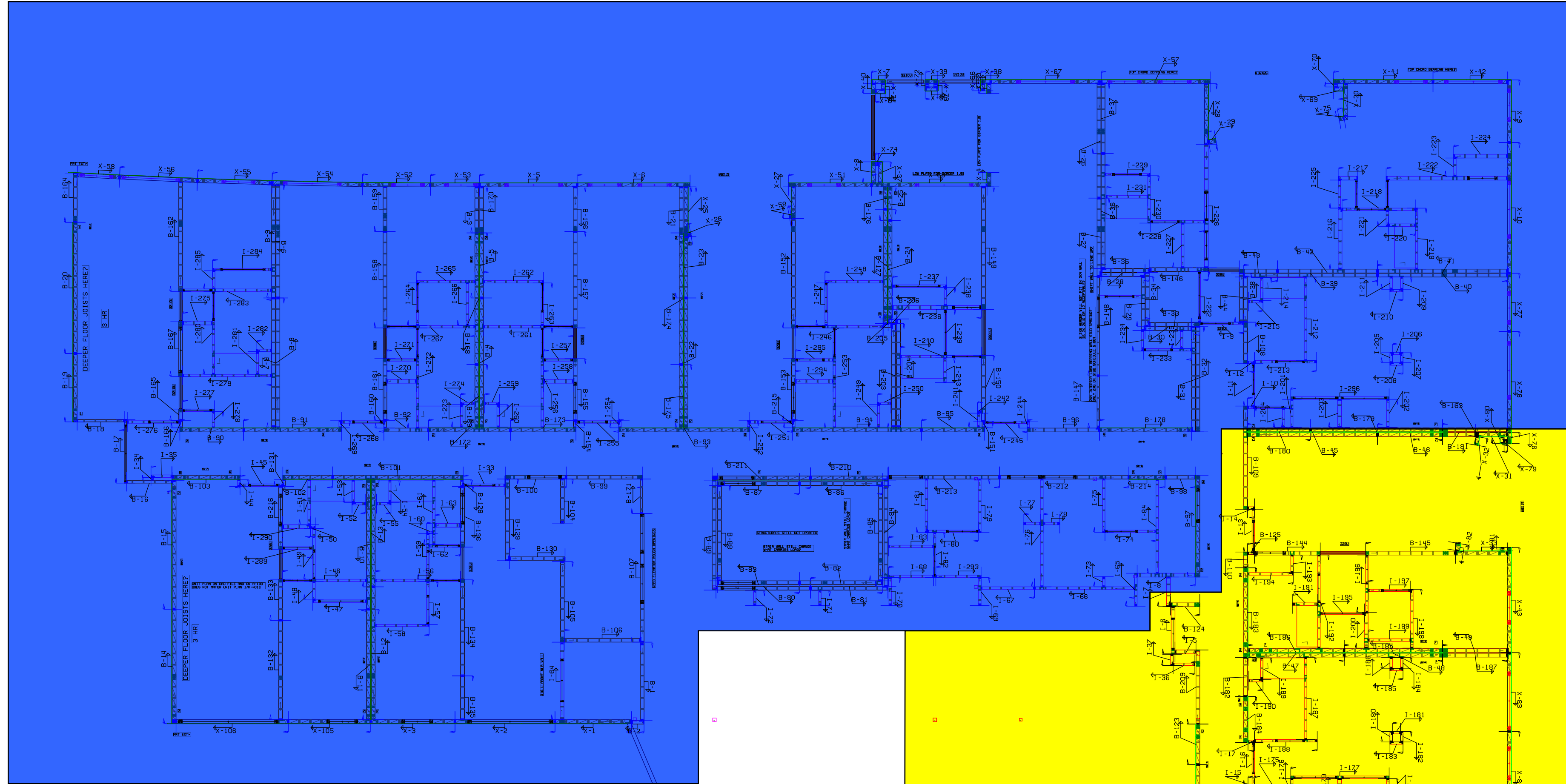
A-105



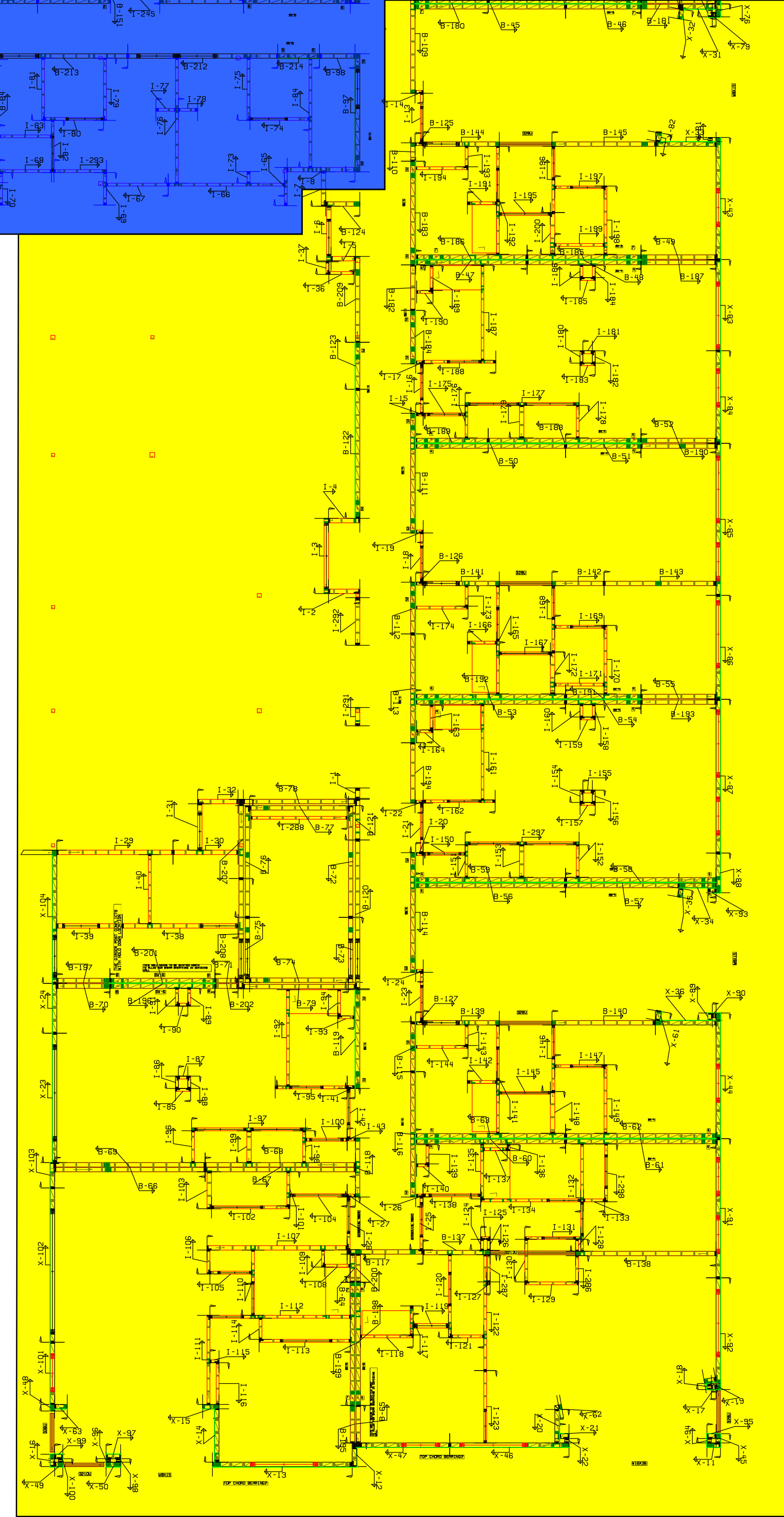
**PHASE 3A-South Building
Working South To North**



**Phase 3B
Working West-East**



**Phase 3C
Working North-South**



N

